



Thin-Film Cascadable Amplifier 5 to 500 MHz

Technical Data

UTO/UTC 552 Series

Features

- **Frequency Range: 5 to 500 MHz**
- **Medium Gain: 15.0 dB (Typ)**
- **5-Volt System**
- **Temperature Compensated**

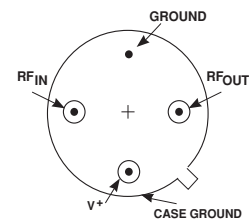
Applications

- **IF/RF Amplification**
- **High Efficiency**

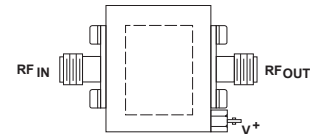
Description

The 552 Series is a medium-gain, medium-power, thin-film RF bipolar amplifier that operates from S-volt bias. It uses resistive feedback and active bias for stability over temperature and over bias variations. Blocking capacitors couple the RF through the amplifier and inductors provide good VSWR. The 552 Series amplifiers are available in either the TO-8 hermetic case or connected TC-1A package.

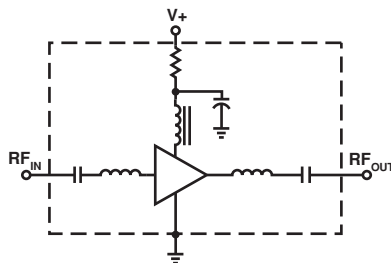
Pin Configuration UTO—TO-8T



UTC—TC-1A



Schematic



Maximum Ratings

Parameter	Maximum
DC Voltage	+9 Volts
Continuous RF Input Power	+13 dBm
Operating Case Temperature	-55 to +125°C
Storage Temperature	-62 to +150°C
“R” Series Burn-In Temperature	+125°C

Thermal Characteristics¹

θ_{JC}	105°C/W
Active Transistor Power Dissipation	59 mW
Junction Temperature Above Case Temperature	6°C
MTBF (MIL-HDBK-217E, A_{UF} @ 90°C)	1,483,000 Hrs.

Weight: (typical) UTO—2.1 grams; UTC—21.5 grams

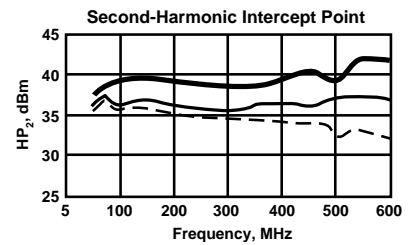
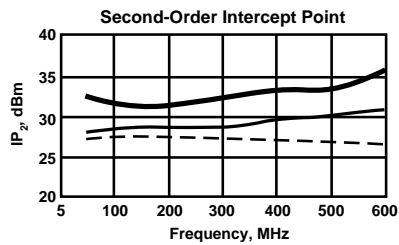
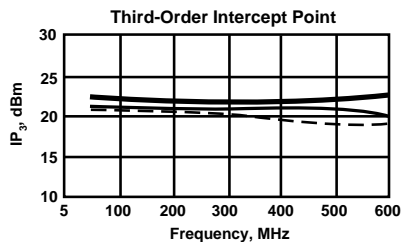
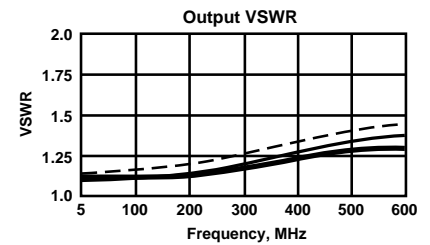
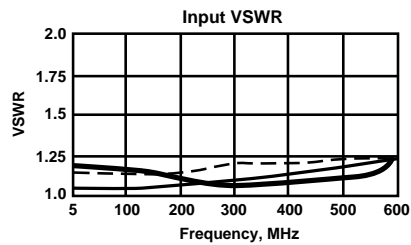
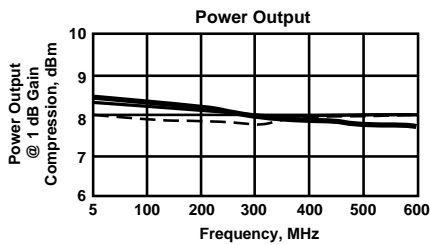
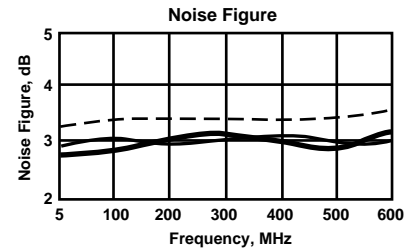
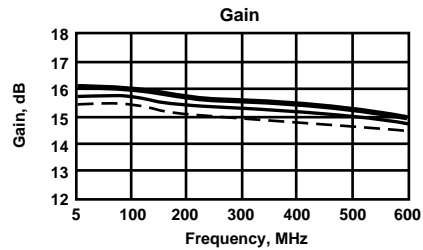
Electrical Specifications

(Measured in 50 Ω system @ +5 VDC nominal unless otherwise noted)

Symbol	Characteristic	Typical $T_C = 25^\circ\text{C}$	Guaranteed Specifications		Unit
			$T_C = 0 \text{ to } 50^\circ\text{C}$	$T_C = -55 \text{ to } +85^\circ\text{C}$	
BW	Frequency Range	5-500	5-500	5-500	MHz
GP	Small Signal Gain (Min.)	15.0	13.5	13.0	dB
—	Gain Flatness (Max.)	± 0.2	± 0.7	± 0.7	dB
NF	Noise Figure (Max.)	2.9	4.0	4.5	dB
P _{1dB}	Power Output @ +1 dB Comp. (Min.)	+8.0	+6.5	+6.5	dBm
—	Input VSWR (Max.)	<1.2:1	2.0:1	2.0:1	—
—	Output VSWR (Max.)	<1.3:1	2.0:1	2.0:1	—
IP ₃	Two Tone 3rd Order Intercept Point	+21.0	—	—	dBm
IP ₂	Two Tone 2nd Order Intercept Point	+28.0	—	—	dBm
HP ₂	One Tone 2nd Harmonic Intercept Point	+36.0	—	—	dBm
I _D	DC Current	18	—	—	mA

Typical Performance Over Temperature (@ +5 VDC unless otherwise noted)

Key: +25°C —
+85°C —
-55°C —



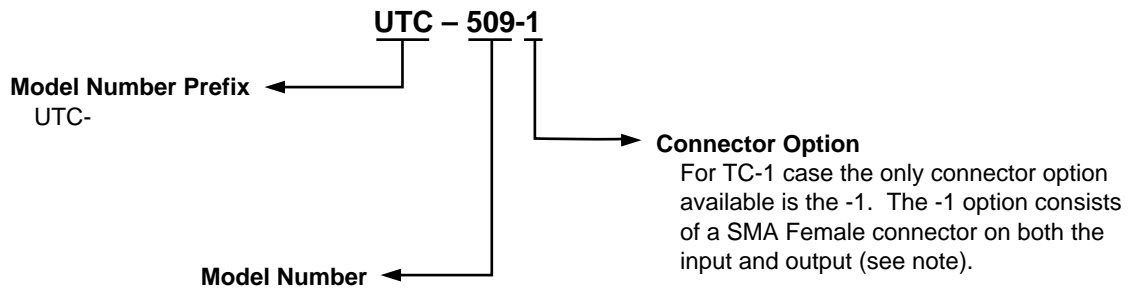
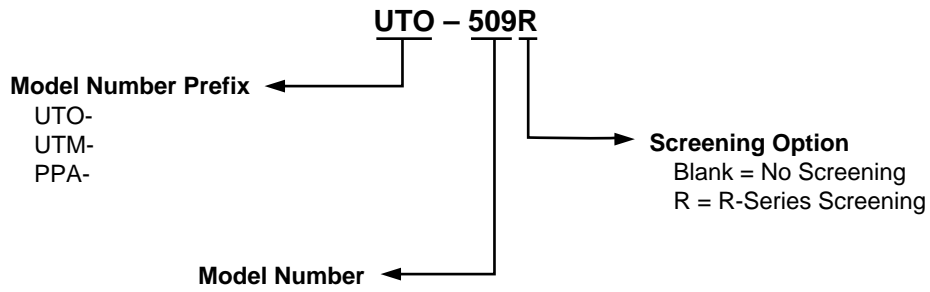
Automatic Network Analyzer Measurements (Typical production unit @ +25°C ambient)

S-Parameters
Bias = 5.00 Volts

Freq. GHz	S ₁₁		S ₂₁		S ₁₁		S ₁₁		GPDEL (ns)	PHASE DEV (deg)
	Mag	Ang	dB	Ang	dB	Ang	Mag	Ang		
.05	.02	-73.8	15.23	171.7	-19.3	-3.3	.06	19.90	.57	.59
.10	.01	-67.1	15.20	161.5	-19.3	-8.9	.06	14.47	.57	-.08
.15	.02	-64.4	15.17	151.8	-19.3	-14.0	.07	11.19	.54	-.24
.20	.02	-58.4	15.12	142.3	-19.3	-18.8	.08	7.39	.53	-.27
.25	.02	-53.7	15.07	132.8	-19.4	-23.8	.09	2.26	.53	-.24
.30	.03	-52.0	15.01	123.5	-19.4	-28.7	.09	-3.96	.52	-.02
.35	.04	-52.6	14.94	114.0	-19.4	-33.5	.10	-11.66	.53	-.07
.40	.05	-53.9	14.86	104.5	-19.4	-38.5	.11	-19.45	.53	-.01
.45	.06	-55.3	14.77	95.2	-19.4	-43.5	.12	-28.43	.52	.14
.50	.07	-57.3	14.69	85.7	-19.4	-48.5	.12	-38.23	.52	.20
.55	.08	-58.1	14.60	76.1	-19.4	-53.8	.13	-48.65	.53	
.60	.09	-58.6	14.52	66.5	-19.4	-59.0	.13	-59.35	.54	
.65	.10	-59.1	14.43	56.9	-19.4	-64.6	.13	-70.42	.53	
.70	.11	-58.6	14.33	47.1	-19.4	-70.1	.13	-82.64	.55	
.75	.13	-58.3	14.25	37.1	-19.4	-75.8	.12	-96.33	.55	
.80	.15	-57.1	14.16	27.0	-19.4	-81.8	.11	-111.57	.56	
.85	.17	-56.1	14.08	16.6	-19.3	-88.0	.11	-129.51	.58	
.90	.20	-55.8	14.00	5.9	-19.4	94.5	.10	-152.32	.60	
.95	.24	-56.1	13.90	-5.4	-19.4	-101.2	.09	178.52	.62	
1.00	.29	-57.6	13.76	-17.2	-19.4	-108.4	.11	146.78	.66	
1.05	.34	-60.5	13.59	-29.6	-19.5	-115.9	.13	117.19	.69	
1.10	.41	-64.7	13.34	-42.5	-19.6	-123.9	.17	92.13	.72	
1.15	.48	-69.9	12.99	-56.2	-19.8	-132.1	.22	71.68	.76	
1.20	.55	-76.1	12.51	-70.2	-20.1	-140.7	.28	54.07	.78	
1.25	.62	-83.0	11.87	-84.7	-20.5	-149.3	.35	38.18	.80	
1.30	.68	-90.2	11.05	-99.3	-21.0	-157.7	.41	23.68	.81	
1.35	.74	-97.6	10.05	-113.9	-21.6	-165.6	.46	10.19	.81	
1.40	.78	-104.8	8.88	-128.2	-22.3	-173.2	.51	-2.03	.80	
1.45	.82	-111.5	7.51	-142.4	-23.0	-179.9	.54	-13.24	.78	
1.50	.84	-117.9	6.00	-156.0	-23.8	174.2	.56	-23.55	.76	
1.55	.86	-123.7	4.30	-169.4	-24.5	168.8	.58	-32.83	.75	
1.60	.87	-129.1	2.39	177.7	-25.1	163.9	.59	-41.20	.72	
1.65	.87	-133.9	.21	165.4	-25.7	159.5	.59	-48.83	.68	
1.70	.88	-138.3	-2.33	159.3	-26.3	155.2	.59	-55.70	.63	
1.75	.88	-142.3	-5.34	144.1	-26.8	151.2	.59	-62.00	.55	
1.80	.88	-146.0	-8.93	137.4	-27.2	147.2	.59	-67.96	.37	
1.85	.88	-149.5	-13.38	138.0	-27.7	143.3	.59	-73.62	-.06	
1.90	.89	-152.3	-17.92	157.4	-28.0	139.6	.59	-79.18	-1.06	
1.95	.89	-156.2	-18.41	-169.3	-28.4	135.3	.59	-85.13	-1.87	
2.00	.89	-159.6	-16.01	-155.8	-28.7	131.0	.59	-90.95	-.78	
2.05	.90	-162.8	-14.32	-154.8	-29.0	127.2	.60	-97.21	.04	
2.10	.90	-166.1	-13.23	-160.1	-29.3	123.4	.60	-103.83	.24	
2.15	.90	-169.5	-12.70	-167.5	-29.6	119.9	.60	-110.60	.41	
2.20	.90	-172.8	-12.45	-175.0	-29.8	115.4	.60	-117.62	.43	
2.25	.90	-176.2	-12.51	177.1	-30.1	111.3	.60	-124.93	.42	
2.30	.90	-179.5	-12.72	169.0	-30.3	107.4	.60	-132.30	.48	
2.35	.90	-177.1	-13.10	161.0	-30.7	103.5	.60	-139.72	.43	
2.40	.90	-173.6	-13.61	152.9	-30.9	99.5	.60	-147.17	.44	
2.45	.90	-170.0	-14.20	145.3	-31.2	95.4	.60	-154.44	.42	
2.50	.90	166.5	-14.80	137.5	-31.4	92.0	.61	-161.53	.44	

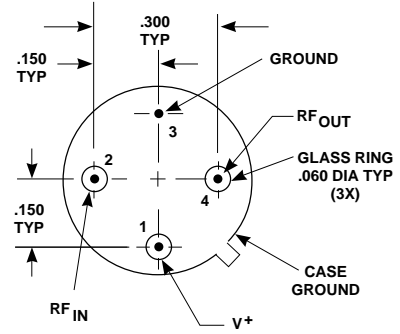
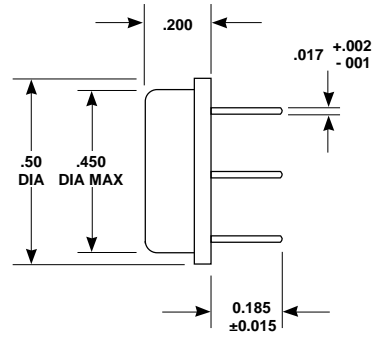
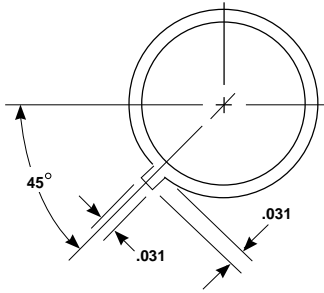
LINEARIZATION RANGE: 50.0 to 500.0 MHz

Product Options



Note: R-Series screening is not available in the TC-1 case as the case is non-hermetic.

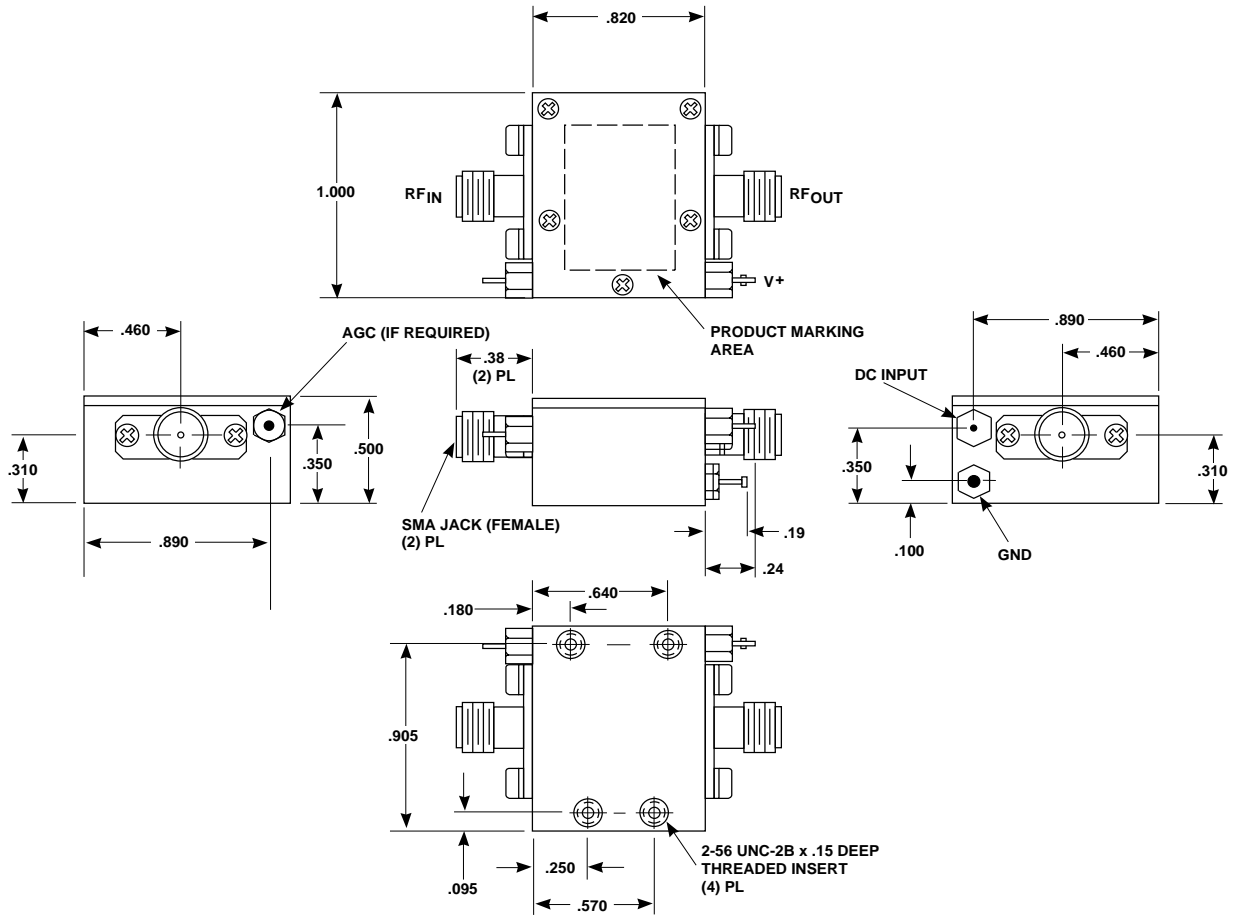
**Case Drawings
TO-8T**



APPROXIMATE WEIGHT 2.1 GRAMS

- NOTES (UNLESS OTHERWISE SPECIFIED):**
 1. DIMENSIONS ARE SPECIFIED IN INCHES
 2. TOLERANCES: xx ± .02
 xxx ± .010

Case Drawings TC-1



TYPICAL WEIGHT WITH CONNECTORS = 21.5 GRAMS

- NOTES: 1. THE TC-1 CASE IS A NON-HERMETIC CASE.
 2. THE ONLY CONNECTOR OPTION AVAILABLE FOR THE TC-1 CASE IS THE -1, SMA FEMALE CONNECTORS AT BOTH INPUT AND OUTPUT PORTS.

- NOTES (UNLESS OTHERWISE SPECIFIED):
 1. DIMENSIONS ARE SPECIFIED IN INCHES
 2. TOLERANCES: xx ± .02
 xxx ± .010

Contact Teledyne Microwave Solutions:
 650-691-9800
 650-962-6845 fax

Check for updates:
www.teledynemicrowave.com