



**SDLVA**

As shown, rise and fall times measured between 10% and 90% points are 15ns and 35ns respectively.

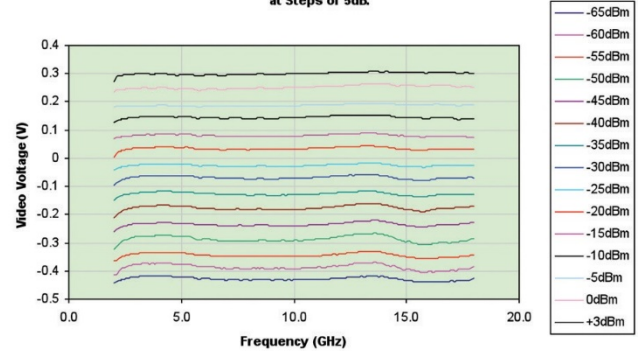
**BENEFITS**

- 2.0 – 18GHz Frequency Range
- 65dB Dynamic Range
- Exceptional Sensitivity
- Unrivalled Frequency Flatness
- MIC/MMIC Technology
- Small Size
- Low Power Consumption

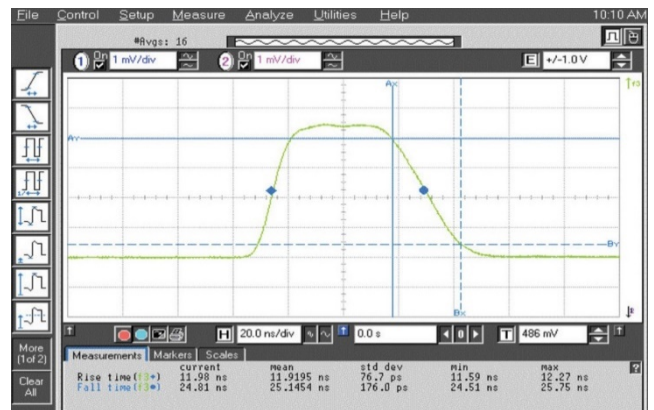
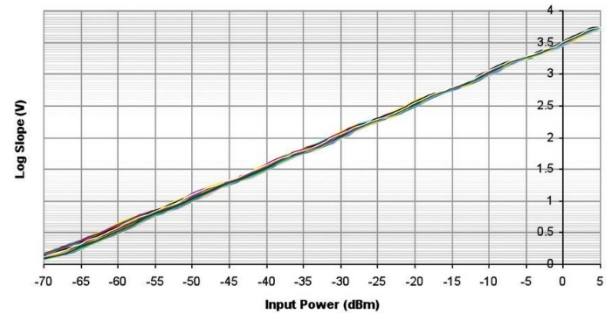
**APPLICATIONS**

- EW, ELINT and IFM Receivers
- DF Radar
- Test Instruments
- High Gain Low Noise RF power limited output ideal to drive IFM receivers

Video Voltage Output Versus Frequency, Measured Across the Dynamic Range at Steps of 5dB.



Typical Log Slope across the 2 - 18GHz in steps of 500MHz



See restrictions on published datasheets at [www.teledynedefence.co.uk/](http://www.teledynedefence.co.uk/)

## SPECIFICATIONS

Frequency Range	2 - 6 GHz	6 - 18GHz	2 - 18 GHz	
Dynamic Range	65dB	65dB	65dB	
	(-60 to +5dBm)	(-60 to +5dBm)	(-60 to +5dBm)	
TSS	-68dBm	-67dBm	-67dBm	+8dB Signal/Noise Ratio
Logging Slope	50 mV/dB	50mV/dB	50mV/dB	Customer specific
Logging Accuracy	+/- 1.5 db	+/- 1.5 dB	+/- 1.5 dB	At any frequency and temperature measured from linear best fit line with nominal logging slope
Frequency Flatness	+/- 2 dB	+/- 2 dB	+/- 2.5 dB	Over temperature and dynamic range
Rise Time	15 ns	15 ns	15 ns	10% to 90% rising video edge
Settling Time	35 ns	35 ns	35 ns	10% rising edge to equivalent of 1dB of final steady state video output
Fall time	35ns	35ns	35ns	90% to 10% fall edge of the video output
Recovery time	70ns	70ns	70ns	10% falling edge to 10% rising edge of fully compliant succeeding pulse
Temperature Range	-20 to +85 oC	-20 to +85 oC	-20 to +85 oC	
Limiting Amp Output Power Level	Better than 10dBm	Better than 10dBm	Better than 10dBm	For direct drive of IFMs
Power	+12V @ 450mA	+12V @ 450mA	+12V @ 450mA	+/-15V optional
Size	60x 60x10mm	60x 60x10mm	60x 60x10mm	Customer Specific
Weight	80g	80g	80g	

See restrictions on published datasheets at [www.teledynedefence.co.uk/](http://www.teledynedefence.co.uk/)